


General-purpose Relay G2R-□-S (S)

Slim and Space-saving Power Plug-in Relay

- Reduces wiring work by 60% when combined with the P2RF-□-PU Push-In Plus Socket (according to actual OMRON measurements).
- Lockable test button models available.
- Built-in mechanical operation indicator.
- Provided with nameplate.
- AC type is equipped with a coil-disconnection self-diagnostic function (LED type).
- High switching power (1-pole: 10 A).



For the most recent information on models that have been certified for safety standards, refer to your OMRON website.

Model Number Structure

Model Number Legend

G2R - □ - S □ □ (S)
1 2 3 4 5

1. Number of Poles

- 1:1 pole
- 2:2 poles

2. Terminals

S:Plug-in

3. Classification

- Blank:General-purpose
- N:LED indicator
- D:Diode
- ND:LED indicator and diode
- NI:LED indicator with test button
- NDI:LED indicator and diode with test button

4. Rated Coil Voltage

5. Mechanical operation indicator and Nameplate

(S):Models with mechanical operation indicator and Nameplate

Note: Contact your OMRON representative for Relays with gold-plated contacts.

Ordering Information

When your order, specify the rated voltage.

List of Models

Classification	Coil ratings	Contact form	
		SPDT	DPDT
General-purpose	AC 24, 48, 110, 120, 230, 240 DC 6, 12, 24, 48	G2R-1-S (S)	G2R-2-S (S)
LED indicator		G2R-1-SN (S)	G2R-2-SN (S)
LED indicator with test button		G2R-1-SNI (S)	G2R-2-SNI (S)
Diode	DC 6, 12, 24, 48	G2R-1-SD (S)	G2R-2-SD (S)
LED indicator and diode		G2R-1-SND (S)	G2R-2-SND (S)
LED indicator and diode with test button		G2R-1-SNDI (S)	G2R-2-SNDI (S)

Note: 1. The standard models are compliant with UL/CSA and VDE standards. Also, an EC compliance declaration has been made for combinations with the P2RF-□-E, P2RF-□-S and P2RF-□-PU. The Relays bear the CE Marking.

2. Refer to *Connecting Sockets*, below, for applicable Socket models.

3. When ordering, add the rated coil voltage and "(S)" to the model number. Rated coil voltages are given in the coil ratings table.

Example: G2R-1-S 12 VDC (S)

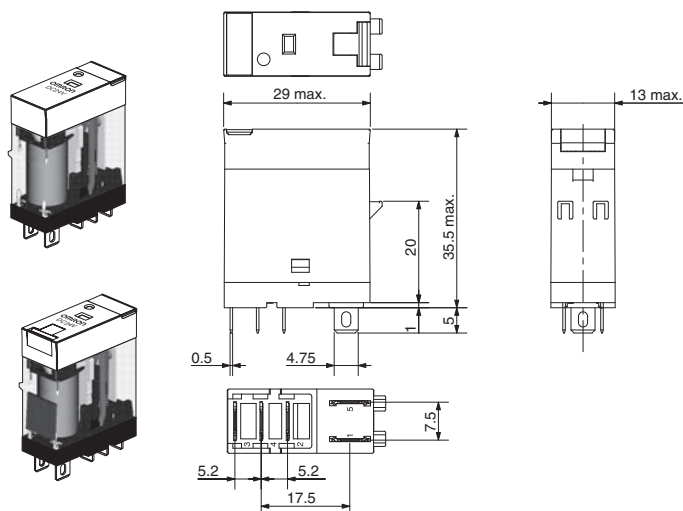
Rated coil voltage

Dimensions

Note: All units are in millimeters unless otherwise indicated.

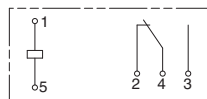
SPDT Relays

G2R-1-S (S), G2R-1-SN (S), G2R-1-SNI (S)
G2R-1-SD (S), G2R-1-SND (S), G2R-1-SNDI (S)

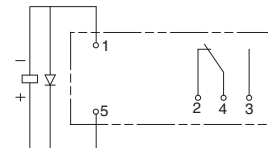


Terminal Arrangement/Internal Connections (Bottom View)

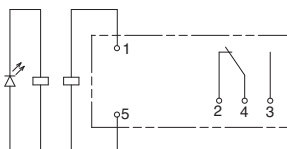
G2R-1-S (S)



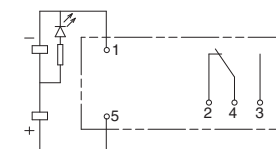
G2R-1-SD (S) (DC)



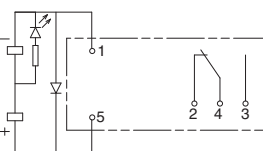
G2R-1-SN (S), G2R-1-SNI (S) (AC)



G2R-1-SN (S), G2R-1-SNI (S) (DC)

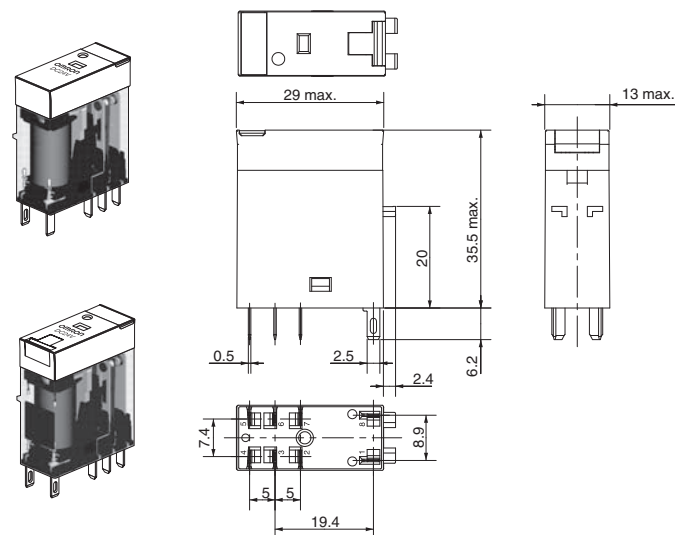


G2R-1-SND (S), G2R-1-SNDI (S) (DC)



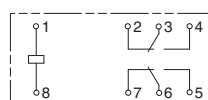
DPDT Relays

G2R-2-S (S), G2R-2-SN (S), G2R-2-SNI (S)
G2R-2-SD (S), G2R-2-SND (S), G2R-2-SNDI (S)

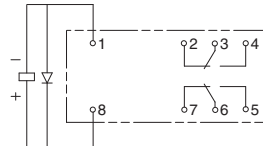


Terminal Arrangement/Internal Connections (Bottom View)

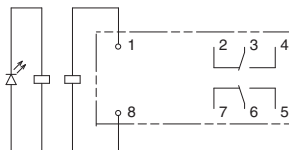
G2R-2-S (S)



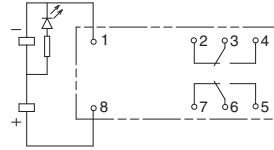
G2R-2-SD (S) (DC)



G2R-2-SN (S), G2R-2-SNI (S) (AC)



G2R-2-SN (S), G2R-2-SNI (S) (DC)



G2R-2-SND (S), G2R-2-SNDI (S) (DC)

